



Amarr® Lincoln

Value Traditional Steel Garage Doors



Long Panel design with Stockton DecraTrim in True White

Traditional style. Exceptional value. The Amarr Lincoln collection combines unique, yet timeless traditional designs and color options with the durability & strength of steel and conventional hardware. Along with 21 decorative window choices, this affordable collection delivers premium style at a competitive price.

The Amarr Lincoln collection. A new tradition of style and value.



Flush Panel design with Frost Mosaic window option in Charcoal Gray.


Short Panel with Prairie DecraTrim (SP21)



Flush Panel (FP)



Long Panel with Cascade DecraTrim (LP23)



Ribbed Panel (RP) with Long Panel Clear windows




Short Panel with Chalet DecraGlass (SP56)



PANEL DESIGNS

SP • SHORT PANEL



LP • LONG PANEL



FP • FLUSH PANEL



CURRENTLY UNAVAILABLE
RP • RIBBED PANEL*



*Available in Amarr Lincoln L13138 and L13000 only.

Construction

LI1000

Single-Layer: Steel

- Heavy-duty Exterior Steel
- Durable, Reliable, Low Maintenance



LI2000

Double-Layer: Steel + Insulation

- Heavy-duty Exterior Steel
- Durable, Reliable, Low Maintenance
- Environmentally Safe Polystyrene Thermal Insulation with Vinyl Backing
- Energy Efficient
- Quiet Operation



LI3138/LI3000

Triple-Layer: Steel + Insulation + Steel

- Heavy-duty Exterior and Interior Steel
- Durable, Reliable, Low Maintenance
- Environmentally Safe Polystyrene Thermal Insulation
- Two Energy Efficiency Options
- Extra Quiet Operation

LI3138 - 1-3/8"



LI3000 - 2"



Specifications

	AMARR LINCOLN LI1000	AMARR LINCOLN LI2000	AMARR LINCOLN LI3138	AMARR LINCOLN LI3000
PANEL DESIGNS				
Short	•	•	•	•
Long	•	•	•	•
Flush (Steel Embossment)	Stucco	Stucco	Woodgrain	Woodgrain
Ribbed			CURRENTLY UNAVAILABLE	CURRENTLY UNAVAILABLE
INSULATION¹		Polystyrene	Polystyrene	Polystyrene
R-VALUE²		6.64	6.48	9.05
DOOR THICKNESS	2" [5.1cm]	2" [5.1cm]	1-3/8" [3.5cm]	2" [5.1cm]
STEEL THICKNESS	25 ga	25 ga	27/27 ga	27/27 ga
INSULATED GLASS OPTION[†]			•	•
WIND LOAD³ AVAILABLE	•	•	•	•
PAINT FINISH WARRANTY⁴	15 Years	25 Years	Lifetime	Lifetime
WORKMANSHIP/HARDWARE WARRANTY⁴	1 Year	2 Years	3 Years	3 Years

¹ Insulation has passed self-ignition, flamespread and smoke developed index fire testing.

² Calculated door section R-value is in accordance with DASMA TD5-163.

³ It is your responsibility to make sure your garage door meets local building codes.

⁴ For complete warranty details, visit amarr.com or contact your local Amarr dealer.

[†] Price upcharge applies.

Colors

Actual paint colors may vary from samples shown. Price upcharge applies to all colors except True White.



* Available in LI1000/LI2000 Flush Panel with Stucco texture. † LI3138 only, when available.

Woodgrain finishes are dual directional for all panel designs.

Amarr doors are pre-painted; homeowners can use exterior latex paint for custom colors. Visit amarr.com for painting instructions. Non-factory painting of garage door voids the paint finish warranty.



Part of ASSA ABLOY

Glass Options

Insulated glass[†] available in Clear, Frost and Dark Tint.

CLEAR (C)



OBSCURE (O)[†]



FROST (WF)[†]



DARK TINT (WD)[†]



3/32" [0.24cm] Single Strength

[†] Price upcharge applies.

DecraTrim Window Inserts

Window inserts shown on Clear glass; inserts also available with Obscure, Frost and Dark Tint glass.

SHORT PANEL

NO INSERT



STOCKTON [20]



PRAIRIE [21]



CATHEDRAL [22]



CASCADE [23]



WATERFORD [25]



WAGON WHEEL [26]



SUNRAY [27]



FULL SUNRAY [28] Available for 16", 17" and 18" only.



FIVE PIECE SUNRAY [29] for 10' door [True White only]



LONG PANEL

NO INSERT



STOCKTON [20]



PRAIRIE [21]



CATHEDRAL [22]



CASCADE [23]



MOONLITE [24]



WATERFORD [25]



WAGON WHEEL [26]



SUNRAY [27]



THAMES [30]



ARCHED THAMES [31]



FULL SUNRAY [28] Available for 15'6", 15'8", 16", 17" and 18" only.



DecraGlass™ Windows

Tempered obscure glass with baked-on ceramic designs; design visibility varies due to lighting.

SHORT PANEL

VICTORIAN [54]



RIVIERA [55]*



CHALET [56]



AMERICANA [57]



HEARTLAND [70]



MISSION [71]



PRAIRIE [72]*



JARDIN [75]



TRELLIS [76]



LONG PANEL

VICTORIAN [54]



RIVIERA [55]*



CHALET [56]



AMERICANA [57]



HEARTLAND [70]



MISSION [71]



PRAIRIE [72]*



JARDIN [75]



TRELLIS [76]



* Clear glass with printed frost pattern. † Obscure glass with v-groove.

Mosaic Window Options



The choice is yours.

Add visual interest to your contemporary, mid-century modern or transitional home. With Mosaic Window Options you decide the number and location of windows to create the door design you want. Visit amarr.com/mosaic for design inspirations.

Amarr Company
165 Carriage Court
Winston-Salem, NC 27105
800.503.DOOR
www.amarr.com

Door specifications and technical data subject to change without notice. Sectional door products from Amarr Company may be the subject of one or more U.S. and/or foreign, issued and/or pending, design and/or utility patents. Amarr as word and logo are trademarks belonging to Amarr Company, owned by ASSA ABLOY. ©ASSA ABLOY Printed in USA Form #6770622/36M/SPR



Amarr® Heritage®

Premium Heavy-Gauge Steel Garage Doors



Long Panel design with Prairie DecraGlass in Walnut

Style and beauty that stand the test of time. Choose from traditional or carriage house designs to create the steel garage door you always wanted. The Amarr Heritage collection provides low-maintenance, 2" thick heavy-gauge steel door with a lifetime warranty. The Amarr Heritage collection – great looks for years to come.



Long Bead Board design with Moorlite DecraTrim in True White with Blue Ridge handles and hinges

Short Panel with Americana DecraGlass (SP57)



Long Bead Board with Stockton DecraTrim (LPBB20)



Flush Panel (FP)* with Short Panel Obscure windows



Bead Board with Trellis DecraGlass (BB76)




Recessed with Arched Thames DecraTrim (RE31)



PANEL DESIGNS

TRADITIONAL

SP • SHORT PANEL



LP • LONG PANEL



FP • FLUSH PANEL*



CURRENTLY UNAVAILABLE
RP • RIBBED PANEL*



*Available in Amarr Heritage HR3000 only.

CARRIAGE HOUSE

BB • BEAD BOARD



LPBB • LONG BEAD BOARD



RE • RECESSED



WARRANTY



Construction

HR1000

Single-Layer:
Steel



- Heavy-duty Exterior Steel
- Durable, Reliable, Low Maintenance

HR2000

Double-Layer:
Steel + Insulation



- Heavy-duty Exterior Steel
- Durable, Reliable, Low Maintenance
- Environmentally Safe Polystyrene Thermal Insulation with Vinyl Backing
- Energy Efficient
- Quiet Operation

HR3000

Triple-Layer:
Steel + Insulation + Steel



- Heavy-duty Exterior and Interior Steel
- Durable, Reliable, Low Maintenance
- Environmentally Safe Polystyrene Thermal Insulation
- Superior Energy Efficiency
- Extra Quiet Operation

Specifications

	AMARR HERITAGE HR1000	AMARR HERITAGE HR2000	AMARR HERITAGE HR3000
PANEL DESIGNS			
Short	•	•	•
Long	•	•	•
Flush			•
Ribbed			CURRENTLY UNAVAILABLE
Carriage House†	3 Designs	3 Designs	3 Designs
INSULATION¹		Polystyrene	Polystyrene
R-VALUE²		6.64	9.05
DOOR THICKNESS	2" (5.1cm)	2" (5.1cm)	2" (5.1cm)
STEEL THICKNESS	24 ga	24 ga	24/27 ga
INSULATED GLASS OPTION³			•
WIND LOAD³ AVAILABLE	•	•	•
PAINT FINISH WARRANTY⁴	Lifetime	Lifetime	Lifetime
WORKMANSHIP/HARDWARE WARRANTY⁴	3 Years	5 Years	Lifetime

¹ Insulation has passed self-ignition, flamespread and smoke developed index fire testing.

² Calculated door section R-value is in accordance with DASMA TDS-163.

³ It is your responsibility to make sure your garage door meets local building codes.

⁴ For complete warranty details, visit amarr.com or contact your local Amarr dealer.

† Price upcharge applies.

Colors



Woodgrain finishes are dual directional for all panel designs.

Amarr doors are pre-painted; homeowners can use exterior latex paint for custom colors. Visit amarr.com for painting instructions. Non-factory painting of garage door voids the paint finish warranty.



Decorative Hardware

Available for carriage house designs.



Add a finishing touch to your garage door with decorative handles and hinges. Available in Aluminum, Stamped Steel and Magnetic ABS Vinyl collections. Visit amarr.com for complete decorative hardware options.

Glass Options

Insulated glass† available in Clear, Frost and Dark Tint.

CLEAR (C)



3/32" (0.24cm) Single Strength

OBSOLETE (O)†



FROST (WF)†



DARK TINT (WD)†



† Price upcharge applies.

DecraTrim Window Inserts

Window inserts shown on Clear glass; inserts also available with Obscure, Frost and Dark Tint glass.

SHORT PANEL for traditional designs.

NO INSERT



STOCKTON [20]



PRAIRIE [21]



CATHEDRAL [22]



CASCADE [23]



WATERFORD [25]



WAGON WHEEL [26]



SUNRAY [27]



FULL SUNRAY [28] Available for 16", 17" and 18" only.



FIVE PIECE SUNRAY [29] for 18" door (True White only)



LONG PANEL for traditional and carriage house designs.

NO INSERT



STOCKTON [20]



PRAIRIE [21]



CATHEDRAL [22]



CASCADE [23]



MOONLITE [24]



WATERFORD [25]



WAGON WHEEL [26]



SUNRAY [27]



THAMES [30]



ARCHED THAMES [31]



FULL SUNRAY [28] Available for 15'6", 15'8", 16", 17" and 18" only.



DecraGlass™ Windows

Tempered obscure glass with baked-on ceramic designs; design visibility varies due to lighting.

SHORT PANEL for traditional designs.

VICTORIAN [54]



RIVIERA [55]*



CHALET [56]



AMERICANA [57]



HEARTLAND [70]



MISSION [71]



PRAIRIE [72]†



JARDIN [75]



TRELLIS [76]



LONG PANEL for traditional and carriage house designs.

VICTORIAN [54]



RIVIERA [55]*



CHALET [56]



AMERICANA [57]



HEARTLAND [70]



MISSION [71]



PRAIRIE [72]†



JARDIN [75]



TRELLIS [76]



*Clear glass with printed frost pattern. †Obscure glass with v-groove.

Mosaic Window Options

Available for traditional designs.



The choice is yours.

Add visual interest to your contemporary, mid-century modern or transitional home. With Mosaic Window Options for traditional designs, you decide the number and location of windows to create the door design you want. Visit amarr.com/mosaic for design inspirations.



Part of ASSA ABLOY

Amarr Company
165 Carriage Court
Winston-Salem, NC 27105
800.503.DOOR
www.amarr.com

Door specifications and technical data subject to change without notice. Sectional door products from Amarr Company may be the subject of one or more U.S. and/or foreign, issued and/or pending, design and/or utility patents. Amarr and Heritage as words and logos are trademarks belonging to Amarr Company, owned by ASSA ABLOY. ©ASSA ABLOY. Printed in USA Form #6340622/12M/SPR



Amarr® Hillcrest

Value Carriage House Steel Garage Doors



Recessed design with Stockton DecraTrim in Black

Beauty that's more than skin deep. With the Amarr Hillcrest collection, you get more than a custom carriage house look with a wide range of colors, decorative hardware and window styles. You get exceptional style and durability with conventional hardware at a competitive price. The Amarr Hillcrest collection. Value is a beautiful thing.



Bead Board design with Cascade DecraTrim in True White with Blue Ridge handles

Recessed with Thames DecraTrim (RE30)



Recessed with Stockton DecraTrim (RE20)



Long Bead Board with Waterford DecraTrim (?)

Long Bead Board with Closed Square (LPBB)



Bead Board with Cascade DecraTrim (BB23)



PANEL DESIGNS

BB • BEAD BOARD



LPBB • LONG BEAD BOARD



RE • RECESSED



Construction

HI1000

Single-Layer: Steel

- Heavy-duty Exterior Steel
- Durable, Reliable, Low Maintenance



HI2000

Double-Layer: Steel + Insulation

- Heavy-duty Exterior Steel
- Durable, Reliable, Low Maintenance
- Environmentally Safe Polystyrene Thermal Insulation with Vinyl Backing
- Energy Efficient
- Quiet Operation



HI3138/HI3000

Triple-Layer: Steel + Insulation + Steel

- Heavy-duty Exterior and Interior Steel
- Durable, Reliable, Low Maintenance
- Environmentally Safe Polystyrene Thermal Insulation
- Two Energy Efficiency Options
- Extra Quiet Operation

HI3138 - 1-3/8"



HI3000 - 2"



Specifications

	AMARR HILLCREST HI1000	AMARR HILLCREST HI2000	AMARR HILLCREST HI3138	AMARR HILLCREST HI3000
PANEL DESIGNS				
Bead Board	•	•	•	•
Long Bead Board	•	•	•	•
Recessed	•	•	•	•
INSULATION¹		Polystyrene	Polystyrene	Polystyrene
R-VALUE²		6.64	6.48	9.05
DOOR THICKNESS	2" [5.1cm]	2" [5.1cm]	1-3/8" [3.5cm]	2" [5.1cm]
STEEL THICKNESS	25 ga	25 ga	27/27 ga	27/27 ga
INSULATED GLASS OPTION³			•	•
DECORATIVE HARDWARE OPTIONS	•	•	•	•
WIND LOAD⁴ AVAILABLE	•	•	•	•
PAINT FINISH WARRANTY⁴	15 Years	25 Years	Lifetime	Lifetime
WORKMANSHIP/HARDWARE WARRANTY⁴	1 Year	2 Years	3 Years	3 Years

¹ Insulation has passed self-ignition, flamespread and smoke developed index fire testing.

² Calculated door section R-value is in accordance with DASMA TDS-163.

³ It is your responsibility to make sure your garage door meets local building codes.

⁴ For complete warranty details, visit amarr.com or contact your local Amarr dealer.

* Price upcharge applies.

Colors

Actual paint colors may vary from samples shown. Price upcharge applies to all colors except True White.



+ HI3138 only when available.

Woodgrain finishes are dual directional for all panel designs.

Amarr doors are pre-painted; homeowners can use exterior latex paint for custom colors. Visit amarr.com for painting instructions. Non-factory painting of garage door voids the paint finish warranty.



Part of ASSA ABLOY

Glass Options

Insulated glass* available in Clear, Frost and Dark Tint.

CLEAR (C)



3/32" [0.24cm] Single Strength

OBSCURE (O)*



FROST (WF)*



DARK TINT (WD)*



*Price upcharge applies.

DecraTrim Window Inserts

Window inserts shown on Clear glass; inserts also available with Obscure, Frost and Dark Tint glass.

NO INSERT



STOCKTON [20]



PRAIRIE [21]



CATHEDRAL [22]



CASCADE [23]



MOONLITE [24]



WATERFORD [25]



WAGON WHEEL [26]



SUNRAY [27]



THAMES [30]



ARCHED THAMES [31]



FULL SUNRAY [28] Available for 15'6", 15'8", 16', 17' and 18' only.



DecraGlass™ Windows

Tempered obscure glass with baked-on ceramic designs; design visibility varies due to lighting.

VICTORIAN [54]



RIVIERA [55]*



CHALET [56]



AMERICANA [57]



HEARTLAND [70]



MISSION [71]



PRAIRIE [72]†



JARDIN [75]



TRELLIS [76]



* Clear glass with printed frost pattern.
† Obscure glass with v-groove.

Decorative Hardware

ALUMINUM

Aluminum decorative strap hinges with clavos not recommended for arch openings.

CANTERBURY



VERSAILLES




STAMPED STEEL

BLUE RIDGE



MAGNETIC ABS VINYL

CASTLE ROCK



MAPLE CREEK



ALPINE



CLAVOS



NOTTINGHAM



YOUR LOCAL AMARR DEALER:

Amarr Company
165 Carriage Court
Winston-Salem, NC 27105
800.503.DOOR
www.amarr.com

Door specifications and technical data subject to change without notice. Sectional door products from Amarr Company may be the subject of one or more U.S. and/or foreign, issued and/or pending, design and/or utility patents. Amarr as word and logo are trademarks belonging to Amarr Company, owned by ASSA ABLOY. ©ASSA ABLOY. Printed in USA Form #6780622/20M/SPR



2" Ribbed Panel Steel Sectional Doors

Amarr® 2002 / 2012 / 2022

Amarr® 2402 / 2412 / 2422

Amarr® 2502 / 2512 / 2522





An industry workhorse and our most versatile commercial doors. The Amarr open-back,

2" ribbed panel commercial steel doors are available in a variety of steel gauges and feature tongue and groove construction with a bottom weather seal to guard against the elements. These doors can be factory or field modified with HCFC-free polystyrene insulation to fit the needed application.



Amarr 2512 in Commercial White with 2 White Aluminum Full View sections

CONSTRUCTION

Amarr 2002, 2012, 2022

Extra Heavy-duty, 20-gauge steel

Amarr 2402, 2412, 2422

Heavy-duty, 24-gauge steel

Amarr 2502, 2512, 2522

Medium-duty, nominal 24-gauge steel

SINGLE-LAYER Steel

Amarr 2002/2402/2502



R-Value
7.0

DOUBLE-LAYER Steel + Insulation

Amarr 2012/2412/2512



R-Value
7.0

TRIPLE-LAYER Steel + Insulation + Steel Backer

Amarr 2022/2422/2522



Track: All Amarr doors are available with both 2" or 3" track in Standard Lift, High Lift, Vertical Lift, Low Headroom, and Follow the Roof Pitch. Custom track configurations are also available. For drawings and more information, please visit www.amarr.com.

Springs: Torsion springs are oil tempered, helical wound and custom computed for each door for a minimum 10,000 cycle life. Optional springs are available up to 100,000 cycle life.

Standard Hardware: Galvanized steel hinges and track brackets. All rollers have minimum 10-ball bearings.

SPECIFICATIONS

	Extra Heavy-Duty			Heavy-Duty			Medium-Duty		
	Amarr 2002	Amarr 2012	Amarr 2022	Amarr 2402	Amarr 2412	Amarr 2422	Amarr 2502	Amarr 2512	Amarr 2522
EXTERIOR STEEL THICKNESS	20 ga	20 ga	20 ga	24 ga	24 ga	24 ga	Nominal 24 ga	Nominal 24 ga	Nominal 24 ga
END STILE	19 ga [16 ga optional]	19 ga [16 ga optional]	19 ga [16 ga optional]	19 ga [16 ga optional]	19 ga [16 ga optional]	19 ga [16 ga optional]	19 ga [16 ga optional]	19 ga [16 ga optional]	19 ga [16 ga optional]
PANEL DESIGN	Deep Ribbed	Deep Ribbed	Deep Ribbed	Deep Ribbed	Deep Ribbed	Deep Ribbed	Deep Ribbed	Deep Ribbed	Deep Ribbed
STEEL EMBOSSEMENT	Smooth	Smooth	Smooth	Smooth	Smooth	Smooth	Smooth	Smooth	Smooth
DOOR THICKNESS	2" [5.1cm]	2" [5.1cm]	2" [5.1cm]	2" [5.1cm]	2" [5.1cm]	2" [5.1cm]	2" [5.1cm]	2" [5.1cm]	2" [5.1cm]
CONSTRUCTION LAYERS	Single	Double	Triple	Single	Double	Triple	Single	Double	Triple
INSULATION ¹		Vinyl-Coated Polystyrene	Polystyrene		Vinyl-Coated Polystyrene	Polystyrene		Vinyl-Coated Polystyrene	Polystyrene
R-VALUE ²		7.0	7.0		7.0	7.0		7.0	7.0
MINIMUM WIDTH	6'	6'	6'	6'	6'	6'	6'	6'	6'
MAXIMUM WIDTH	26' 2"	26' 2"	26' 2"	30' 2"	30' 2"	30' 2"	20' 2"	20' 2"	20' 2"
MINIMUM HEIGHT	7'	7'	7'	7'	7'	7'	7'	7'	7'
MAXIMUM HEIGHT	26' 1"	26' 1"	26' 1"	26' 1"	26' 1"	26' 1"	14' 1"	14' 1"	14' 1"
WIND LOAD ³ AVAILABLE	•	•	•	•	•	•	•	•	•
PAINT FINISH WARRANTY ⁴	10 Years	10 Years	10 Years	10 Years	10 Years	10 Years	10 Years	10 Years	10 Years
WORKMANSHIP/HARDWARE WARRANTY ⁴	1 Year	1 Year	1 Year	1 Year	1 Year	1 Year	1 Year	1 Year	1 Year



Rapid Install Vertical Lift: Designed specifically for commercial warehouse and dock doors and saves approximately 20 minutes of installation time per door due to fewer jamb attachments and a pre-assembled, one-piece track. Available for door sizes up to 9'4" x 10'. For more information, please visit www.amarr.com.

¹ Insulation has passed self-ignition, flamespread and smoke developed index fire testing.

² Calculated door section R-value.

³ It is your responsibility to make sure your garage door meets local building codes.

⁴ For complete warranty details, visit amarr.com or contact your local Amarr dealer.

PANEL DESIGN



RIBBED PANEL

WINDOW OPTIONS Available with either a black or white frame.



24" X 12" SINGLE PLEXIGLAS®
24" X 12" INSULATED PLEXIGLAS®




24" X 6" DSB or PLEXIGLAS®

STEEL COLORS

Actual paint colors may vary from samples shown.



COMMERCIAL WHITE (WH)



COMMERCIAL GRAY (CY)
2402/2412/2422 only



COMMERCIAL BROWN (CB)
2402/2412/2422 only



COMMERCIAL BLACK (BG)
2402/2412/2422 only



Amarr Color Zone®
Over 800 Sherwin-Williams paint colors; approved color list is at amarr.com/amarr_color_zone. Check your local Sherwin-Williams store for paint chips.



*Price upcharge applies.

Amarr steel doors are pre-painted; owners can use exterior latex paint for custom colors. Visit amarr.com for painting instructions. Non-factory painting of doors voids the paint finish warranty.

ALUMINUM SECTION OPTIONS




GLAZED ALUMINUM




PERFORATED ALUMINUM
0.312" square perforations on 1/2" centers



LOUVERED ALUMINUM
6 columns of (12) 3" x 3/4" vents on a 4' x 24" panel



CLEAR ANODIZE



DARK BRONZE ANODIZE



BLACK ANODIZE



WHITE POWDER COAT

Actual color may vary from samples shown. Additional finish options available. Visit Amarr.com



Amarr Company

165 Carriage Court
Winston-Salem, NC 27105
800.503.DOOR
www.amarr.com

FOR TECHNICAL QUESTIONS:
1.866.366.4814

SUPERFLEX SECTION OPTION

Impact resistant sections are the answer to lower door section damage common in today's busy warehouses. Made with high-performance TPO skins on a flexible fiberglass tube frame. Available in widths up to 12' 2".

Part of ASSA ABLOY



Amarr Company products may be the subject of one or more U.S. and/or foreign, issued and/or pending, design and/or utility patents.

Amarr as word and logo are trademarks belonging to Amarr Company, owned by ASSA ABLOY.

Door specifications and technical data subject to change without notice.

©ASSA ABLOY. Printed in USA Form #6200622/6M/SPR



2" Polystyrene Insulated Sectional Doors

Amarr® 2432 / 2732





2" polystyrene insulated doors featuring solid steel construction.

Two tough steel skins and an advanced 4-step insulation system make these doors strong and durable.

The Amarr 2432 has an outer skin made from heavy-duty 24-gauge steel and features a stucco embossment with shallow pencil grooves. The Amarr 2732 has an outer skin made from 27-gauge steel with the same panel design and embossment. Both doors utilize heavy gauge steel with stucco embossment for the interior skin.

The 4-step insulation system includes tongue and groove construction, HCFC-free polystyrene insulation, weather-stripping, and a thermal break that provides a strong barrier from extreme heat and cold.



CONSTRUCTION

Amarr 2432

Heavy-Duty, 2"
24-gauge steel

Amarr 2732

Medium-Duty, 2"
27-gauge steel

R-Value 9.4 TRIPLE-LAYER Steel + Insulation + Steel Amarr 2432



R-Value 9.4 TRIPLE-LAYER Steel + Insulation + Steel Amarr 2732



Rapid Install Vertical Lift: Designed specifically for commercial warehouse and dock doors and saves approximately 20 minutes of installation time per door due to fewer jamb attachments and a pre-assembled, one-piece track. Available for door sizes up to 9'4" x 10'. For more information, please visit www.amarr.com.

Track: All Amarr doors are available with both 2" or 3" track in Standard Lift, High Lift, Vertical Lift, Low Headroom, and Follow the Roof Pitch. Custom track configurations are also available. For drawings and more information, please visit www.amarr.com.

Springs: Torsion springs are oil tempered, helical wound and custom computed for each door for a minimum 10,000 cycle life. Optional springs are available up to 100,000 cycle life.

Standard Hardware: Galvanized steel hinges and track brackets. All rollers have minimum 10-ball bearings.

SPECIFICATIONS

	Heavy-Duty Amarr 2432	Medium-Duty Amarr 2732
EXTERIOR STEEL THICKNESS	24 ga	27 ga
PANEL DESIGN	Pencil Groove	Pencil Groove
STEEL EMBOSSEMENT	Stucco	Stucco
DOOR THICKNESS	2" (5.1cm)	2" (5.1cm)
CONSTRUCTION LAYERS	Triple	Triple
INSULATION ¹	Polystyrene	Polystyrene
R-VALUE ²	9.4	9.4
U-VALUE	0.106	0.106
AIR INFILTRATION	.18 cfm/ft ² @ 15 mph / .30 cfm/ft ² @ 25 mph	.18 cfm/ft ² @ 15 mph / .30 cfm/ft ² @ 25 mph
MINIMUM WIDTH	6'	6'
MAXIMUM WIDTH	24' 2"	24' 2"
MINIMUM HEIGHT	7'	7'
MAXIMUM HEIGHT	26' 1"	26' 1"
WIND LOAD ³ AVAILABLE	*	*
PAINT FINISH WARRANTY ⁴	10 Years	10 Years
WORKMANSHIP/HARDWARE WARRANTY ⁴	1 Year	1 Year

¹ Insulation has passed self-ignition, flamespread and smoke developed index fire testing.

² Calculated door section R-value is in accordance with DASMA TDS-163.

³ It is your responsibility to make sure your garage door meets local building codes.

⁴ For complete warranty details, visit amarr.com or contact your local Amarr dealer.

PANEL OPTIONS



PENCIL GROOVE PANEL WITH STUCCO EMBOSSEMENT

WINDOW OPTIONS



24" X 12" INSULATED GLASS
Available with either a black or white frame.



24" X 6" DOUBLE INSULATED
ACRYLIC WINDOWS WITH BLACK FRAME

COLORS


Actual paint colors may vary from samples shown.




TRUE WHITE (TW)



SANDTONE (ST)



COMMERCIAL GRAY (CY)



COMMERCIAL BROWN (CB)




Amarr Color Zone*

Over 800 Sherwin-Williams paint colors; approved color list is at amarr.com/amarr_color_zone. Check your local Sherwin-Williams store for paint chips.

*Price upcharge applies.

Amarr steel doors are pre-painted; for custom colors, exterior latex paint must be used. Visit amarr.com for painting instructions. Non-factory painting of doors voids the paint finish warranty.



FOR TECHNICAL QUESTIONS:
1.866.366.4814

Amarr Company
165 Carriage Court
Winston-Salem, NC 27105
800.503.DOOR
www.amarr.com

YOUR LOCAL AMARR DEALER:

Door specifications and technical data subject to change without notice.

Sectional door products from Amarr Company may be the subject of one or more U.S. and/or foreign, issued and/or pending, design and/or utility patents.

Part of ASSA ABLOY

Amarr as word and logo are trademarks belonging to Amarr Company, owned by ASSA ABLOY.

©ASSA ABLOY

Printed in USA Form #6180622/3.5M/SPR



Amarr® by Design AD4000

Custom Wood Carriage House Garage Doors



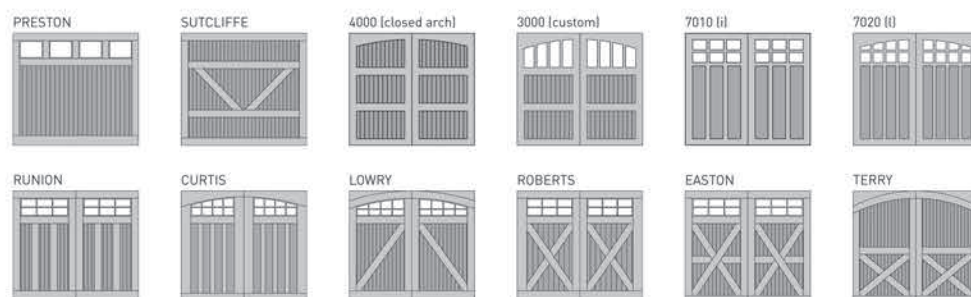
Terry design with R.H. Hunt gate latch (stained by homeowner)

Get the neighbors talking. Made in America by skilled craftsmen, Amarr by Design wood garage doors are handcrafted for reliable performance and long-lasting beauty. Choose from one of our popular carriage house styles or submit your own unique design. Pick from an array of wood options, windows and decorative hardware to create a truly unique, one-of-a-kind door. Amarr by Design. Get a gorgeous door, and a great conversation piece.




Lowry design (painted by homeowner)

DESIGNS



Unlimited design options.

Custom designs available. Simply draw your own unique door, give it to your Amarr dealer, and we'll take it from there.



Construction



WOOD AD4000

Wood + Insulation + Wood

- Unlimited Custom Carriage House Designs
- Multiple Wood Options
- Paint or Stain Grade Wood
- Environmentally Safe Polystyrene Thermal Insulation
- Energy Efficient

Specifications

	AMARR® BY DESIGN AD4000
PANEL DESIGNS	
Carriage House	Unlimited Designs
CONSTRUCTION*	
Wood + Insulation + Wood	•
DOOR THICKNESS	3" (7.6cm)
WOOD BASEPLY OPTIONS	
5/8" MDO Plywood (paint grade only)	•
1/2" Marine Grade Plywood	•
5/8" Incense Cedar	•
5/8" Clear Vertical Grain Cedar	•
5/8" Red Grandis	•
5/8" Mahogany	•
Other materials available upon request	•
TRIM OVERLAY OPTIONS	
5/8" Moisture-and Rot-resistant Extria Exterior Panel (paint grade only)	•
5/8" Incense Cedar	•
5/8" Clear Vertical Grain Cedar	•
5/8" Red Grandis	•
5/8" Mahogany	•
Other materials available upon request	•
OPTIONAL WOOD DISTRESSING	
SECTION HEIGHT OPTIONS	18", 21", 28" or 32"
POLYSTYRENE INSULATION (1 3/8" thick)	•
R-VALUE	9.0
BOTTOM WEATHERSEAL	•
DECORATIVE WINDOW OPTIONS	
1/8" (0.32cm) Double Strength	•
Insulated	•
OPTIONAL DECORATIVE HARDWARE	•
WIND LOAD¹ AVAILABLE*	•
FIRE RATED DOORS AVAILABLE²	•
SECTION WARRANTY³	1 Year

¹ It is your responsibility to make sure your garage door meets local building codes.

² Optional: Special-designed doors meet guidelines for CA Building Codes for use in Wildlife Urban Interface (WUI). Fire-rated doors with insulated and tempered glass windows available.

³ For complete warranty details, visit amarr.com or contact your local Amarr dealer.

* Optional: Wood-on-steel section construction is available. Some wind load pressures may require wood-on-steel section construction.

Doors are shipped natural. Priming is available for paint grade doors. All doors require finishing on all six (6) sides of each section within two days of receipt of door(s) and prior to installation. Visit amarr.com for finishing recommendations.

HARDWARE SPECIFICATIONS

TRACK: 2" industrial grade galvanized .083 horizontal and vertical track. Standard lift 25C-15" radius or 2LC-6" low headroom clearance. For doors over 650 lbs, 3" track.

HINGES: Up to 12": Single-end 11ga graduated galvanized 12" and over: Double-end 11ga graduated galvanized.

ROLLERS: 2" nylon 10-ball bearing commercial rollers (short stem for up to 12"; long stem for 12" and over).

STRUTS: 3" galvanized struts

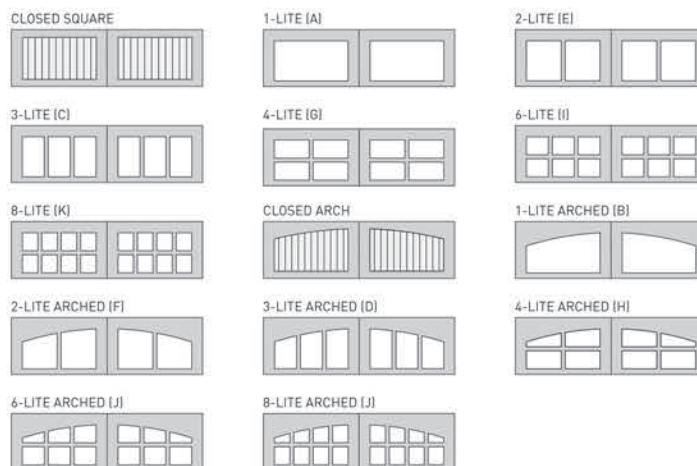
COUNTER BALANCE: 10,000 cycle torsion springs, cast aluminum cable drums, 1" diameter 11ga torsion tube. For doors over 650 lbs, solid core steel shaft and coupler if exceeding 151" in length.

FASTENERS: Cadmium plated fasteners (standard) for on-door hardware and securing tracks to jambs. All hinge fasteners are factory installed with concealed bolt heads under the trim overlay.

OPERATION: Manual push-up. No lock assembly is supplied. Electric openers with 3/4 hp recommended for best possible operation.

Doors available in various heights and widths. Hardware specifications are consistent with doors not exceeding 18" wide and 10' high. Requirements escalate with door size and weight and have limitations. Contact your local Amarr dealer for specific details.

Top Sections



Wood Choices

Other types of wood available upon request.

Doors are shipped natural and require finishing upon receipt and prior to installation.

INCENSE CEDAR



CLEAR VERTICAL GRAIN CEDAR



RED GRANDIS



MAHOGANY



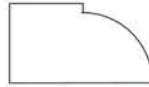
WOOD DISTRESSING



For a weathered effect, wirebrush distressing is available on any Amarr By Design door.

Edge Profiles for Trim Overlay

OGEE EDGE



SQUARE EDGE



EASED EDGE



EASED EDGE DETAIL



Optional Decorative Hardware

No matter what style of wood carriage house door you choose, we have beautiful decorative hardware to match your design. visit amarr.com or contact your local Amarr dealer.



Amarr Company
165 Carriage Court
Winston-Salem, NC 27105
800.503.DOOR
www.amarr.com

YOUR LOCAL AMARR DEALER:

Door specifications and technical data subject to change without notice.

Sectional door products from Amarr Company may be the subject of one or more U.S. and/or foreign, issued and/or pending, design and/or utility patents.

Part of ASSA ABLOY

Amarr as word and logo are trademarks belonging to Amarr Company, owned by ASSA ABLOY.

©ASSA ABLOY

Printed in USA Form #6500622/3M/SPR

Amarr® Classica® Post Frame Buildings



Lucern design with Clear windows and Closed Square top section in True White/Hunter Green with Blue-Ridge handles

Nothing can make a post-frame building look as unique as an **Amarr Classica garage door**. Visually, these doors have the appearance of a vintage wood door, but they are made of sturdy, low-maintenance steel. The numerous designs are stamped directly into the steel, providing a deep embossment and years of worry-free operation. Odd heights and odd widths are available.

Santiago design with Thames windows and Closed Arch top section in True White/Terratone



Santiago design with double-stacked Thames windows in True White/Terratone



12x14 Santiago with Clear(C) Windows



12x14 Northampton with Thames(10) Windows



9x10 Valencia with Nile(6) Windows



9x10 Lucern with Madeira(5) Windows & Closed Square Top Section



PANEL DESIGNS

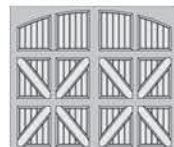
L1 • LUCERN
CLOSED ARCH



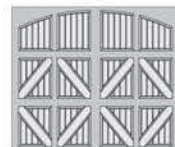
T1 • TUSCANY
CLOSED ARCH



S1 • SANTIAGO
CLOSED ARCH




V1 • VALENCIA
CLOSED ARCH




N1 • NORTHAMPTON
CLOSED ARCH



B1 • BORDEAUX*
CLOSED ARCH



C2 • CORTONA
CLOSED SQUARE



Illustrations shown are for standard door sizes of 8', 9', 16', and 18' wide and 7' and 8' tall. Check amarr.com for odd width and height door illustrations.

*Not available in odd heights.

Construction

CL1000

Single-Layer:
Steel



CL2000

Double-Layer:
Steel + Insulation



CL3000

Triple-Layer:
Steel + Insulation + Steel



Specifications

	AMARR CLASSICA CL1000	AMARR CLASSICA CL2000	AMARR CLASSICA CL3000
PANEL DESIGNS			
Carriage House	7 Designs	7 Designs	7 Designs
INSULATION		Polystyrene ¹	Polyurethane
R-VALUE²		6.64	13.35
ENERGY EFFICIENCY		Better	Best
QUIET OPERATION		Better	Best
DOOR THICKNESS	2" (5.1cm)	2" (5.1cm)	2" (5.1cm)
INSULATED GLASS OPTION³			•
WIND LOAD³ AVAILABLE	•	•	•
PAINT FINISH WARRANTY⁴	Lifetime	Lifetime	Lifetime
WORKMANSHIP/HARDWARE WARRANTY⁴	3 Years	5 Years	Lifetime

¹ Insulation has passed self-ignition, flamespread and smoke developed index fire testing.

² Calculated door section R-value is in accordance with DASMA TDS-163.

³ It is your responsibility to make sure your garage door meets local building codes.
† Price upcharge applies.

⁴ For complete warranty details, visit amarr.com or contact your local Amarr dealer.

Colors

Actual paint colors may vary from samples shown.
Price upcharge applies to all colors except True White.



*Available in odd heights.

TWO-TONE PAINT OPTIONS[†]

BASE DOOR

PANEL	TRUE WHITE	ALMOND	WICKER TAN	SANTONE	TERRATONE	CHARCOAL GRAY	DARK BROWN	BLACK
TRUE WHITE								
ALMOND								
WICKER TAN								
SANTONE								
TERRATONE								
CHARCOAL GRAY								
DARK BROWN								
BLACK								
HUNTER GREEN								
GRAY								

Amarr doors are pre-painted; homeowners can use exterior latex paint for custom colors. Visit amarr.com for painting instructions. Non-factory painting of garage door voids the paint finish warranty.

†Price upcharge applies.



Amarr Company
165 Carriage Court
Winston-Salem, NC 27105
800.503.DOOR
www.amarr.com

Door specifications and technical data subject to change without notice.
Sectional door products from Amarr Company may be the subject of one or more U.S. and/or foreign, issued and/or pending, design and/or utility patents.
Part of ASSA ABLÖY

Amarr and Classica as words and logos are trademarks belonging to Amarr Company, owned by ASSA ABLÖY.
©ASSA ABLÖY
Printed in USA Form #6470622/2.5M/SPR

Glass Options

Insulated glass[†] available in Clear, Frost and Dark Tint.

CLEAR (C)



1/8" (0.32cm) Tempered Double Strength

OBSCURE (O)[‡]



FROST (WF)[‡]



DARK TINT (WD)[‡]



†Price upcharge applies.

Top Sections

CLOSED ARCH (1)

Available for T1, S1, L1, V1, C1



CLOSED SQUARE (2)

Available for T2, S2, L2, V2



CLOSED DOUBLE ARCH (1D) Available for T1D, S1D, L1D, V1D, C1D



CLOSED ARCH (1) • NORTHAMPTON



CLOSED SQUARE (2) • NORTHAMPTON



CLOSED ARCH (1) • BORDEAUX*



CLOSED SQUARE (2) • BORDEAUX*



CLOSED SQUARE (2) • CORTONA



NO INSERT



DANUBE (4)[†]



MADEIRA (5)[†]



NILE (6)[†]



RHINE (7)[†]



SEINE (8)[†]



THAMES (10)[†]



AMERICANA (57)[‡]



JARDIN (75)[‡]



TRELLIS (76)[‡]



*Not available in odd heights.

†Window insert shown on Clear glass.

Design also available with Obscure, Frost or Dark Tint glass.

‡Tempered obscure glass with baked-on ceramic design. Design visibility varies due to lighting.

Decorative Hardware

ALUMINUM

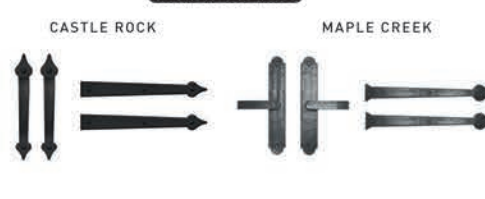
Aluminum decorative strap hinges with clavos not recommended for arch openings.



STAMPED STEEL



MAGNETIC ABS VINYL



CLAVOS



NOTTINGHAM





Amarr® SuperFlex Flexible Impact Section





Lower door section damage is very problematic in today's busy warehouses. **Amarr SuperFlex** impact resistant sections are the answer to the problem.

Construction

- High-performance Thermoplastic Polyolefin (TPO) interior and exterior polymer skin
- Flexible fiberglass tube frame with steel corner brackets
- Insulated 1-3/4" thick section with an 8.5 R-value

Features

- Flexes in and out an average of 8" – 10"
- Suitable for environmental temperatures from 20°F to 131°F [-7°C to 54°C]
- Retrofits to most 1-1/2" – 2" thick sectional doors
- Provides an exceptional thermal seal

Benefits

- Reduced lower door section damage
- Reduced maintenance costs
- Excellent UV resistance
- Outstanding chemical resistance
- Seals against tongue & groove or shiplap door sections

Hardware

- Easy installation
- Standard bottom brackets, rollers and rope included
- Standard heavy-duty, easy-grip lift handle included
- Hardware is NOT included for second section of two-section configuration
- Door lock is NOT included
- For proper flexibility, do not install center hinges on section

Size Availability

- Section heights: 18", 21" and 24"
- Section widths: 8'2", 9'2", 10'2" and 12'2" [custom widths available up to 12'2"]

Door Availability

- One- or two-section configurations
- Polyurethane Insulated – Amarr 2042, 2742 and 2747
- Polystyrene Insulated – 2432 and 2732
- Ribbed Panel – all models



Unique construction of the Amarr SuperFlex section allows it to flex; providing durability and reliable operations.



High impact polymer skin deflects minor blows from forks.



Amarr SuperFlex sections flex upon impact and return to normal operating position.

YOUR LOCAL AMARR DEALER:



Amarr Company
165 Carriage Court
Winston-Salem, NC 27105
800.503.DOOR
www.amarr.com